



Conference Information

Conference Overview

Date	October 19 (Fri.) - 20 (Sat.), 2018
Venue	International Youth Convention Hotel, Nanjing, China
Theme	GI Interventional Oncology
Website	www.sgiw.org www.sgi2018nanjing.com/en
Official Language	English
Organized by	The Society of Gastrointestinal Intervention Chinese Local Organizing Committee
Secretariat	China Tel. +86-025-83262121 e-mail. sgi2018@sina.com Korea Tel. +82-2-473-0089 / +82-2-2269-4385 e-mail. sgisci@sgiw.org / sgi@conventionpm.com

Program Highlights

- Symposium Lectures
- Live Demonstrations & Video Sessions
- Special Session
- Case-based Discussions
- Debates Session
- Luncheon Symposiums
- Hands-on Workshop
- Free Paper Sessions

Important Dates

- Abstract Submission Deadline **July 31, 2018**
- Pre-registration Deadline **July 31, 2018**

Venue

International Youth Convention Hotel

Opened in 2017, the International Youth Convention Hotel (Nanjing International Youth Cultural Centre) offers travelers a pleasant stay in Nanjing, whether for business or leisure purposes. With Free in-room Wi-Fi and easy access to the Hexi Olympic Center Area, this hotel makes a convenient choice. The hotel is only 11km from Nanjing South Railway Station and 40km from Nanjing Lukou International Airport, giving guests a number of convenient transportation options.

* Address: No.8 Yecheng Road, Hexi Olympic Center Area, Nanjing, China



www.sgiw.org
www.sgi2018nanjing.com/en

SGI 2018

The 12th Annual Meeting of Society of Gastrointestinal Intervention

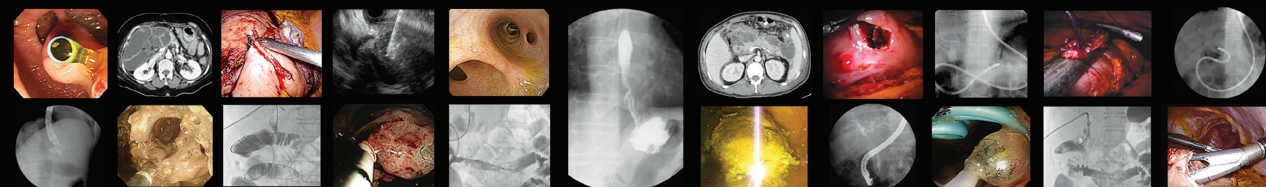
GI Interventional Oncology

October 19-20, 2018
International Youth Convention Hotel,
Nanjing, China



SGI is the unique society of multidisciplinary communication among endoscopists, radiologists and surgeons.

Organized by The Society of Gastrointestinal Intervention





Invitation

Dear colleagues,

On behalf of the committee of the Society of Gastrointestinal Intervention (SGI), we cordially invite you to join the 12th annual meeting of SGI which will take place from October 19th to 20th, 2018 at the International Youth Convention Hotel, Nanjing, China.

Founded in 2007, the SGI aims to maximize interdisciplinary collaborations, share technological innovations, foster future specialists, and become a role model as a unique international meeting in the field of gastrointestinal (GI) interventions. The SGI is continuously devoted to build a high platform for multidisciplinary communications among interventional radiologists, endoscopists, and surgeons. The scientific program of SGI 2018 will focus on the latest trends in GI interventions for cancer. It will be an interactive meeting based on expert lectures, presentations, and live demonstrations. Workshops on GI interventional procedures will be also held. All participants will very much enjoy the opportunity for sharing their education, experiences, researches, innovations, managements, etc. We would like to encourage you to submit your abstracts for potential oral or poster presentations.

We are proud to announce that the venue of SGI has been relocated to a charming city in China from the previous host, beautiful Korea. Nanjing, only one and a half hours away from northern Shanghai by express train, is situated in the golden Yangtze River Delta. As a historical city and the capital of Jiangsu Province, Nanjing represents many of the 3000-year Chinese culture. With its majestic landscapes and epic history and cultures, it has become a hotspot for tourists who hunt for its beauty and values.

SGI 2018 and the city of Nanjing will be ready to welcome you, show you, and bring you academic, spiritual, and physical enjoyment. We look forward to your participation in SGI 2018!


Sincerely yours,





DongKi Lee
President, SGI 2018




Gao-Jun Teng
Local President, SGI 2018




Young Deok Cho
Secretary General, SGI 2018



Program at a Glance

DAY 1–Oct 19th (Fri.)

Time	Room 1	Room 2	Room 3	Room 4	Room 5
08:00-09:30	Session 1. Local ablation for HCC	Session 4. Endoscopic vs. radiologic approach to the management of colorectal obstruction: Which is better?	Session 8. Endoscopic treatment for complication after GI oncology	Debates Session. Cystic pancreatic neoplasms: What's new in 2018? (Pancreatic cysts - why the controversy?)	• Live Demonstration-1 (08:30-09:30) • Video Session-1 (10:00-11:00) • Live Demonstration-2 (11:30-12:30)
09:30-10:00	Opening				
10:00-10:30	Coffee Break				
10:30-12:30	Special Session. Esophageal stents: Clinical and experimental applications		Free Paper-1	Free Paper-2	
12:30-13:30	Luncheon Symposium-1		Luncheon Symposium-2	Luncheon Symposium-3	Luncheon Symposium-4
13:30-15:00	Session 2. The treatment of intermediate-stage HCCs	Session 5. Dark and light of radiation therapy in colorectal cancer	Session 9. Postoperative complications on esophageal anastomosis	Session 12. Recent progress of local ablation therapy for pancreaticobiliary malignancy	Session 15. Guide to better manuscript writing in English
15:00-15:30	Coffee Break				
15:30-17:00	Case-based Discussion -1	Session 6. Debatable issues in the management of colorectal neoplasia	Session 10. Endoscopic treatment for oncologic complications	Session 13. Postoperative interventional management in pancreaticobiliary malignancy	Session 16. Sedation symposium
17:00-18:30	Session 3. How to manage ruptured hepatocellular carcinoma	Session 7. The cutting edge of colorectal endoscopic submucosal dissection	Session 11. Hybrid approaches in management of gastric tumor	Session 14. EUS-guided tumor ablation therapies	
18:30-20:30	Dinner				

DAY 2–Oct 20th (Sat.)

Time	Room 1	Room 2	Room 3	Room 4	Room 5
08:30-10:00	Session 17. Lung metastases	Session 20. Approaches to clinical T1b cancers in upper gastrointestinal tract	Session 23. Introduction of palliative intervention for pancreatic cancer	Session 26. New strategy for overcoming the stent obstruction in malignant obstruction	Hands-on Workshop (Percutaneous Biliary Intervention)
10:00-10:30	Coffee Break				
10:30-12:30	Session 18. Portal hypertension and portal venous embolization		Free Paper-3	Free Paper-4	
12:30-13:30	Luncheon Symposium-5		Luncheon Symposium-6	Luncheon Symposium-7	Luncheon Symposium-8
13:30-15:00	Session 19. Interventional management of portal hypertension and varix	Session 21. Strategies for the multidisciplinary management of colorectal cancer	Session 24. Management of complications after pancreaticobiliary surgery	Session 27. Multidisciplinary management of necrotizing pancreatitis	<ul style="list-style-type: none">• Live Demonstration-3 (14:00-15:00)• Video Session-2 (15:30-17:00)• Live Demonstration-4 (17:30-18:30)
15:00-15:30	Coffee Break				
15:30-17:00	Case-based Discussion - 2	Session 22. Complications related to endoscopic or radiologic intervention of colorectal neoplasia: Risk and management	Case-based Discussion - 3	Session 28. Recent progress in CBD stones removal under ERCP	
17:00-18:30			Session 25. Non-conventional access for biliary and duodenal stents	Session 29. Bile duct injury: When to repair with surgery and when to use minimally invasive procedures	
18:30	Closing				

* This program is subject to change.